



Marking Guide

WIRE AND CABLE

JANUARY 2011

Wire and Cable
Marking Guide

PREFACE

Each year millions of feet of wire and cable are installed in all types of buildings and for use in many different environmental conditions. Because of the choices available, it is important to know which wiring systems are suitable for a specific situation. It is also important to be able to properly identify these systems. Markings on or associated with the product, the UL Listing, Classification, or Verification information, and requirements in the current edition of the National Electrical Code® all convey the information needed to ensure a compliant installation.

This publication explains markings found on Underwriters Laboratories Inc. Listed, Classified, or Verified wire and cable.

Underwriters Laboratories Inc. (UL) has developed this guide for use by code and inspection authorities, electric utilities, contractors, installers, users, designers, and other interested parties to aid in understanding the markings found on wire and cable, and the applicable codes and standards in order to facilitate a reasonably safe and code-compliant installation.

Although they may be broadly worded, required or optional product markings (and their locations) are specific to the product with which they are associated. This document is intended to be used in determining the suitability of a particular UL Listed, Classified, or Verified wiring product that complies with all the applicable UL requirements, in a particular application.

UL Marking and Application Guides are updated as necessary due to new product development, changes in the codes, or the need for clarification. To confirm the current status of any UL Marking Guide, please consult the Code Authorities page of the UL Web site at **www.ul.com/codeauthorities**.

Your comments or suggestions are welcome and appreciated. They should be directed to:

Regulatory Services Department
Underwriters Laboratories Inc.
333 Pfingsten Road
Northbrook, IL 60062
ulregulatoryservices@us.ul.com
800-595-9844

TABLE OF CONTENTS

Introduction	2
How to Use this Guide	3
Identification of Listed Products.....	4
Identification of Classified Products.....	5
Identification of Verified Products	5
General Characteristics	8
Wire and Cable Marking Tables 1, 2 and 3	10
Explanations and Notes for Marking Tables	15
Wire and Cable Category/Type	15
NEC® Article	15
UL Category Code	15
UL Mark on Product	15
Temperature (°C) Dry and Temperature (°C) Wet	15
Voltage (V)	17
Outdoor Use.....	18
Sunlight Resistance	18
Cable Tray Use	19
Oil Resistance	19
Gasoline Resistance	19
Direct Burial	20
Submersible Pump Use	20
Other	20
Appendix A — Wire, Cable and Cord Designations	23

INTRODUCTION

This guide is intended to assist installers, contractors, and authorities having jurisdiction in determining the suitability of UL Listed, Classified, or Verified wire and cable for use in a specific installation. Toward this goal, the guide:

1. Clarifies the means used to identify UL Listed, Classified, or Verified wire and cable (see the sections titled "Identification of Listed Products", "Identification of Classified Products," "Identification of Verified Products).
2. Provides an explanation of the ratings and intended uses of UL Listed, Classified, or Verified wire and cable (see Appendix A for designations).
3. Focuses on the information contained in UL Listed, Classified, or Verified wire and cable product markings (what the markings mean, where they may be located, etc.).

This guide does not address wire and cable evaluated only for suitability as factory-installed component wiring in other Listed equipment. Those products are Recognized by UL under the Component-Appliance Wiring Material (AWM) and Component-Nonshielded cable categories and are not identified with an NEC[®] wire Type designation.

In general, Component Wire or Cable is not evaluated for field installation unless it is included as a part of a complete, Listed product or system. For example, data processing equipment Listed under the Information Technology Equipment Including Electrical Business Equipment (NWGQ) category will use external interconnect cables, such as AWM Style 2464, only if the AWM has been evaluated and described in the Listing for the particular piece of equipment. The limitations on the installation of the Listed end-use product or system also apply to the wiring. Some interconnect cables may have connectors assembled on one or both ends as a computer-interconnection assembly. When these assemblies use Recognized cable and are sent to a building site separately, instead of being supplied with the equipment, these cable assemblies may be identified as Listed Computer Interconnection Cable Assemblies (DVPJ). Similarly, for communication equipment, Listed Communication Cable Assemblies (DUNH) may be used. AWM ratings and conditions of acceptability are shown on a tag affixed to the reel or carton. Some ratings may appear on the surface of the wire or cable.

The UL label is required for Listed, Classified, and Verified wire and cable products and can be applied in various manners. It can be applied to a coil, reel, flange, or box. This label is the only means used to indicate that the product is covered under UL certification (Listing, Classification, or Verification) and UL Follow-Up Service. The UL symbol or letters "UL" on the wire/cable itself is only a supplemental method of identifying UL coverage and should not be considered primary evidence of UL coverage. UL's Guide Information located in the Online Certification Directory will indicate if the UL symbol or letters on the product itself is required. The required engineering markings, which appear on the product itself, are only intended to provide information related to the product's ratings or testing scope.

This guide should be particularly useful for those who:

1. Have a working knowledge of the current edition of the National Electrical Code[®] (NEC[®]) and how locally applicable electrical codes relate to the NEC[®].

2. Are already familiar with the requirements of the electrical installation under consideration.
3. Can identify the cable as a particular type.

This guide is intended to supplement the Guide information for the appropriate wire and cable categories in the UL White Book and the NEC®. The UL Category Code for each wire and cable category is identified in Tables 1, 2, and 3 of this Marking Guide.

HOW TO USE THIS GUIDE

The wire and cable types covered in this guide have been divided into three tables as follows:

Table 1 — Building Wires and Cables, including some industrial cables

Table 2 — Low Voltage Cables, Flexible Cords, and Fixture Wires

Table 3 — Special Purpose Wire and Cable

In each table, wire and cable types are identified by the name of the category under which they appear in the UL White Book. Most wire and cable types have the same category designation in the NEC® as they do in the UL White Book.

Definitions of the column headings and codes used in each column are provided in the section titled “Explanations and Notes for Marking Tables.” Table entries consist of:

Table Entry	Indicates
Yes	The wire or cable is always evaluated for the use specified by the particular column. These uses are explained in the section titled “Explanations and Notes for Marking Tables.”
— (dash)	The wire or cable is not evaluated for the indicated use, either as a requirement or as an option.
Numbers	A specific rating. For example, 250 in the column headed by “Temperature (°C) Dry” indicates a 250°C temperature rating for dry locations.
Numbers in parentheses e.g., (3), (21)	Specific notes detailing a rating and/or associated marking. The explanations of the notes can be found in “Explanations and Notes for Marking Tables,” following the tables.

IDENTIFICATION OF LISTED PRODUCTS

The UL Mark may have various information around it as authorized by Underwriters Laboratories Inc.



The Listing Mark of Underwriters Laboratories Inc. on the attached tag, the reel, or the smallest unit container in which the product is packaged, with or without the UL symbol on the product, is the only method provided by UL to identify these products manufactured under its Listing and Follow-Up Service. The Listing Mark for these products includes the UL symbol (as illustrated above) together with the word “LISTED,” a serial number, and the product or category name.

A product bearing the UL Mark for Canada is Listed to Canadian Standards for that specific product. A product bearing the combined Canada/U.S. Mark is Listed to both UL’s (U.S.) Standards and Canadian Standards for that specific product.

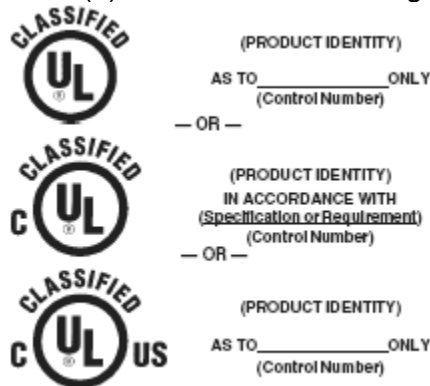
For wire and cable products, the complete Listing Mark is located on a tag attached to the reel or smallest unit container. Two types of UL symbols — “UL” in a circle or “UL” in parentheses — may be found on the wire or cable itself. These UL symbols may also be preceded by the letter “C”, indicating certification only for Canada, or preceded by a “C” and followed by “US”, indicating certification for both the US and Canada. The product markings are intended to provide information only, and the complete Listing Mark is the only proof that a particular unit of wire or cable is actually Listed.

To provide consistent control and marking, and to address potential counterfeiting issues:

- effective July 1, 2009 a holographic label is required globally on all Listed Flexible Cords and Cables.
- Effective October 1, 2010, a holographic label will be required on all Communications cable, Communications cable verified to UL Performance Category Program, Data transmission cable verified in accordance with national or international specifications, Community antenna television cables, Data processing cable, Non-power-limited fire-alarm cable, Power-limited fire alarm cable, Instrumentation tray cable, Network powered broadband communications cable, Optical fiber cable and Power-limited circuit cable

IDENTIFICATION OF CLASSIFIED PRODUCTS

With UL's Classification Service, UL determines that a manufacturer has demonstrated the ability to produce a product that complies with its requirements for the purpose of classification or evaluation regarding one or more of the following: (1) specific risks only, such as casualty, fire or shock; (2) performance under specified conditions; (3) regulatory codes; (4) other standards, including international and regional standards; or (5) other conditions UL may consider desirable. UL conducts a Follow-Up Service as an audit of the means the manufacturer uses to determine continued compliance of the product with UL's requirements. The UL Classification Marking may appear in various forms as authorized. The Classification Marking includes: (1) the symbol of Underwriters Laboratories Inc. – ; (2) the word "CLASSIFIED"; (3) a product identity and a statement to indicate the extent of UL's evaluation of the product such as "AS TO (nature of hazard) ONLY," or a rating or classification as specified in the general information pertaining to the product category, or designation and title of standard published by other organization, or identification of specified product; and (4) a control number assigned by UL.



IDENTIFICATION OF VERIFIED PRODUCTS

The UL Verification Mark is used to identify products evaluated under UL's Performance Verification Services. Some examples are products tested under the UL Performance Verification program for cable, Levels XP Structured Cabling Program, Proprietary Structured Cabling Program, ISO/IEC 11801, ANSI/TIA 568C.2, and NEMA.

The presence of this mark provides assurance to end-users, IT managers, LAN system designers, and the regulatory community that products have been evaluated for transmission performance, in order to meet the unique needs of the telecommunications industry community.

There are two formats to the Verification Mark (label) that appear on products: Listing and Verification (as shown in Illustration A below) and Verified-Only (as shown in Illustration B below).

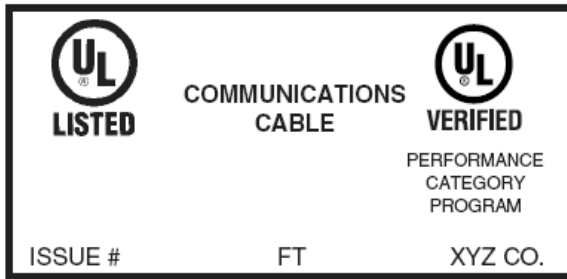


Illustration A



Illustration B

Listed cable also tested under the UL Performance Verification Program for cable in accordance to ANSI/TIA 568C.2 have the label marking “Listed Communications Cable” also “Verified to UL Performance Category Program,” on the tag, reel or smallest unit container, as shown in Illustration A. Cable Verified to another transmission performance specification, (NEMA WC63, 63.1, 66, ISO 11801, etc.), have the label marking “Listed Communications, Cable” also “Verified in Accordance with [Specification name and/or number]” on the tag, reel or smallest unit container. In addition, surface marking on these products would be as follows:

- 1) For performance Category Cable: “Verified (UL) Category 3, 4, 5, 5E, 6 or 6A [including latest draft number if applicable].”
- 2) For performance Category Patch Cable: “Verified (UL) Category 3, 4, 5, 5E, 6 or 6A [including latest draft number if applicable] Patch Cable” for stranded conductor cables.
- 3) 3) For all other Performance Verified Cable: “Verified in Accordance with [Specification name and/or number]”

Cabling products that are Verified Only (Non-UL Listed) will use the label as shown in Illustration B. The Verification Mark of Underwriters Laboratories Inc. on the attached tag, the reel, or the smallest unit container in which the product is packaged is the only method provided by UL to identify products manufactured under this Verification and Follow- Up Service. The Verification Mark for these products includes the UL symbol together with the word “VERIFIED,” a control number, the product name “Data Transmission Cable”, and the Specification name and/or number. In addition to the marking on the tag, reel, or smallest unit container, cables that have been Verified by UL in accordance with the signal transmission characteristics, and have not been Listed by UL as Communications Cable, Power-Limited Circuit Cable, or other UL Listed Cable, are surface marked with the statement “Verified by Underwriters Laboratories Inc. in accordance with [Specification name(s) and/or number(s)] Only” in the surface print legend. The UL symbol [either the UL in a circle symbol or “(UL)”] is not used in place of the wording “Underwriters Laboratories Inc.” in the statement. Effective January 31, 2012, the UL Symbol will not be associated with the Verified Mark as shown in Illustrations A and B above, and Category 4 will no longer be Verified.

Cabling products tested under the Levels XP Structured Cabling Program and the Proprietary Structured Cabling Program are field assembled cabling and connectivity products. The Type R UL Verification Mark (label) is not directly applied to structured cabling products. The complete Verification Mark (illustrated below) may appear on a Bill of Lading, a Bulk Shipment Certificate, or on UL’s Certificate of Conformity Assessment.

In these cases, the Mark must be reproduced in its entirety and clearly associated with the structured cabling product that was investigated by UL.



VERIFIED
Levels XP Program
Solution Name and Part Number
Control Number

GENERAL CHARACTERISTICS

Markings

The requirements for the exact text and location of the markings, and the method of identification, vary among the different types of wire and cable. Wherever possible, the product is surface marked with information necessary for proper installation. When surface marking is not possible — or for other considerations — a portion of the marking may be located on a tag, reel or the smallest unit container as permitted by the requirements of each product category. Whenever possible, the rating or characteristic is plainly indicated. Other methods — for example, colored tracers under the jacket or insulation — may be used to identify a certain characteristic, such as temperature rating for some fixture wires. To completely determine the suitability of a particular wiring system, review of the product itself, tag markings and carton markings may be necessary.

Some wire and cable may be marked with multiple Type designations. These products have been evaluated for uses of all Type designations marked.

All markings on or associated with wire and cable, as well as the Listing and Guide Information of the appropriate category, should be consulted to determine all ratings and limitations for proper installation in accordance with requirements of the NEC®.

UL evaluates wiring products with respect to the marked ratings and uses indicated by the Type designation associated with the UL Mark. Wiring products are not evaluated with respect to marked ratings and uses associated with other certification organizations.

Conductor Material

Compact stranded copper conductors are identified by “compact” or “cmpct,” otherwise wire and cable with bare or coated copper conductor material is not marked with stranding identification.

If the conductor material is either aluminum or copper-clad aluminum, the product, tag or carton markings (depending on the product category) identify the conductor material. These markings will appear as “AL,” “ALUMINUM,” “AL (CUCLAD),” “ALUMINUM (COPPER-CLAD),” “CU-CLAD AL” or “COPPER-CLAD ALUMINUM.”

For some wire and cable, other metals may be used as conductor material. The associated markings for that wire and cable are explained under the heading “OTHER.”

Flammability

UL investigates wiring products with respect to their intended locations and uses as permitted by the NEC®. Flammability or resistance to spread or propagation of fire is one of the considerations that enters into the overall investigation of wire and cable. For instance, products that are inherently permitted by the NEC® to be installed in cable trays or that are marked for such use are investigated for fire conditions that could exist in a cable tray.

Similarly, cables covered for use in accordance with Articles 725, 760, 770, 800, 820, and 830 of the NEC® are investigated with respect to their application: plenum, riser, general use or restricted

residential use. Suffixes to the Type designation identify the use as defined in the appropriate NEC® articles:

- P: Plenum
- R: Riser
- No Suffix, -G: General purpose
- X: Limited residential use

Some wire and cable may also have a suffix “-LS” or “ST1” which means that the entire construction complies with the requirements for flame retardant, limited smoke wiring materials as evaluated per UL 83, UL 1685 or UL 2556.

WIRE AND CABLE MARKING

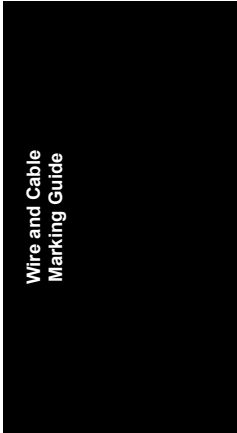
TABLES 1, 2, AND 3

WIRE AND CABLE MARKING TABLE
 TABLE 1 - BUILDING WIRES AND CABLES

NEC Article	CCN	UL Mark On Product	Temperature (°C) Drv.	Temperature (°C) Wet	Voltage (V)	Outdoor Use	Sunlight Resistance	Cable Tray Use	Oil Resistance	Gasoline Resistance	Direct Burial	Submersible Pump Use	Other
Wires													
Thermoset - Insulated:													
Types RHH													
310 ZKST		R	90	-	600 or 2 kV	-	(35)	(40)	(45)	(46)	-	-	-
310 ZKST		R	75	75	600 or 2 kV	-	(35)	(40)	(45)	(46)	-	(51)	-
310 ZKST		R	90	90	600 or 2 kV	-	(35)	(40)	(45)	(46)	-	(51)	-
310 ZKST		O	90(13)	-	600	-	-	(40)	-	-	-	-	-
310 ZKST		R	90	-	600	-	-	(40)	-	-	-	-	-
310 ZKST		R	90	-	600	-	(35)	(40)	(45)	(46)	-	-	-
310 ZKST		R	90	75	600	-	(35)	(40)	(45)	(46)	-	(51)	-
310 ZKST		R	90	90	600	-	(35)	(40)	(45)	(46)	-	(51)	-
Thermoplastic - Insulated:													
Types FEP, FEPB													
310 ZLGR		R	90(13)	-	600	-	-	-	-	-	-	-	-
310 ZLGR		R	90(13)	-	600	-	-	-	-	-	-	-	(55)
310 ZLGR		R	250	-	600	-	-	-	-	-	-	-	-
310 ZLGR		O	90	-	600	-	-	-	-	-	-	-	-
310 ZLGR		R	250	-	600	-	-	-	-	-	-	-	(55)
310 ZLGR		R	90	-	600	-	(35)	(40)	(45)	(46)	-	-	-
310 ZLGR		R	90	75	600	-	(35)	(40)	(45)	(46)	-	(51)	-
310 ZLGR		R	75	75	600	-	(35)	(40)	(45)	(46)	-	(51)	-
310 ZLGR		R	90	90	600	-	(35)	(40)	(45)	(46)	-	(51)	-
310 ZLGR		R	75	75	600	-	(35)	(40)	(45)	(46)	-	(51)	-
310 ZLGR		R	90	90	600	-	(35)	(40)	(45)	(46)	-	(51)	-
310 ZLGR		R	60	60	600	-	(35)	(40)	(45)	(46)	-	(51)	-
310 ZLGR		R	90(12)	-	600	-	-	-	-	-	-	-	-
310 ZLGR		R	90(12)	75	600	-	(35)	-	-	-	-	(51)	-
Cables													
Armored:													
Types ACTH													
320 AWEZ		O	75	-	600	-	-	(40)	-	-	-	-	-
320 AWEZ		O	90	-	600	-	-	-	-	-	-	-	-
645 EWRB		R	(4)	-	(22)	-	-	-	-	-	-	-	-
322 GQKT		R	75(3)	-	300	-	-	-	-	-	-	-	(56)
324 IKKT		R	(4)	-	300, 600	-	-	-	-	-	-	-	-
620 MSZR		R	60, 90	-	300, 600	-	-	-	Yes	-	-	-	-
727 NYTT		R	(4)	(17)	(22)	-	Yes	Yes	-	-	(50)	-	(57, 59, 61, 71)
501, 502, 505 and 727													
Instrumentation Tray Cable (hazardous locations), Type ITC-HL													
328 PJPP		R	(14)	(6)	(21)	Yes	(35)	Yes	Yes	Yes	Yes	-	(64)
328 PITY		R	(5)	(5)	(20)	-	(35)	(40)	(45)	(47)	(50)	-	(57, 58)
Medium Voltage: Type MV													
Medium Voltage: Type MV Classified in Accordance with UL 1072, with Metric Conductors													
330 PIVW		R	(5)	(5)	(20)	-	(35)	(40)	(45)	(47)	(50)	-	(57, 58)
330 PJAZ		R	(14)	(6)	(21)	Yes	(35)	Yes	Yes	Yes	Yes	-	(64)
Metal-Clad: Type MC Classified in Accordance with UL 1569, with Metric Conductors													
330 PJPJ		R	(14)	(6)	(21)	Yes	(35)	Yes	Yes	Yes	Yes	-	(64)
330 PJPP		R	(14)	(6)	(21)	Yes	(35)	Yes	Yes	Yes	Yes	-	(64)
332 PPKV		O	90(7)	90(7)	600(27)	Yes	(35)	(40)	Yes	Yes	Yes	-	(55, 64, 73)
334 PWWX		R	90(2)	-	600	-	-	(40)	-	-	-	-	-
Nonmetallic Sheathed: Types NM-B, NMC-B													
Non-Power-Limited Fire Alarm Signaling:													
760 HNHT		R	(4)	(6)	(22)	-	(35)	-	-	-	Yes(50)	-	(75)
336 QPOR		R	(14)	(8)	600 or 2 kV	-	(35)	Yes	(45)	(47)	(50)	-	(57, 58, 59, 71)
Service Entrance:													
Types SE													
338 TYLZ		R	(14)	-	600	Yes	Yes	(40)	-	-	-	-	-
338 TYLZ		R	75(1)	75(1)	600	Yes	Yes	-	-	-	Yes	(51)	-
338 TYLZ		R	90	90	600	Yes	Yes	-	-	-	Yes	(51)	-
Underground Feeder and Branch Circuit Cable:													
Types UF													
340 YDUX		R	60	60	600	(31)	(35)	(40)	-	-	Yes	(51)	-
340 YDUX		R	90(2)	60	600	(31)	(35)	(40)	-	-	Yes	(51)	-

WIRE AND CABLE MARKING TABLE
 TABLE 2 LOW VOLTAGE CABLES,
 FLEXIBLE CORD AND FIXTURE WIRE

Article	NEC	CGN	UL Mark On Product	Temperature (°C) Dry	Temperature (°C) Wet	Voltage (V)	Outdoor Use	Sunlight Resistance	Cable Tray Use	Oil Resistance	Gasoline Resistance	Direct Burial	Submersible Pump Use	Other
Fixture Wire														
Types KF-1, KF-2, KFF-1, KFF-2	402	Z/IR	O	200 (9)	-	(24)	-	-	-	-	-	-	-	(55)
PAF	402	Z/IR	R	250(9)	-	600	-	-	-	-	-	-	-	(55)
PAFF	402	Z/IR	R	150(9)	-	600	-	-	-	-	-	-	-	-
PF, PGF	402	Z/IR	O	200 (9)	-	600	-	-	-	-	-	-	-	(55)
PFF, PGFF	402	Z/IR	O	150(9)	-	600	-	-	-	-	-	-	-	(55)
PIF	402	Z/IR	R	250	-	600	-	-	-	-	-	-	-	(55)
PIFF	402	Z/IR	R	150	-	600	-	-	-	-	-	-	-	-
RFH-2, FFH-2	402	Z/IR	O	75(9)	-	600	-	-	-	-	-	-	-	-
SF-1, SF-2	402	Z/IR	O	200 (9)	-	(24)	-	-	-	-	-	-	-	(55)
SFF-1, SFF-2	402	Z/IR	O	150(9)	-	(24)	-	-	-	-	-	-	-	(55)
TF, TFF	402	Z/IR	R	60	-	600	-	-	-	(45)	(46)	-	-	-
RFHH-2, RFHH-3	402	Z/IR	R	90(9)	-	600	-	-	-	-	-	-	-	-
TFN, TFFN	402	Z/IR	R	90(9)	-	600	-	-	-	(45)	(46)	-	-	-
XF, XFF	402	Z/IR	R	150(9)	-	300	-	-	-	-	-	-	-	(55)
ZF, ZFF	402	Z/IR	R	150(9)	-	600	-	-	-	-	-	-	-	(55)
ZHF	402	Z/IR	R	200(9)	-	600	-	-	-	-	-	-	-	(55)



WIRE AND CABLE MARKING TABLE
TABLE 3 - SPECIAL PURPOSE
WIRES AND CABLE

NEC® Article	UL Mark On Product	Temperature (°C) Dry	Temperature (°C) Wet	Voltage (V)	Outdoor Use	Sunlight Resistance	Cable Tray Use	Oil		Gasoline		Direct Burial	Submersible Pump Use	Other
								Resistance	Yes	Resistance	Yes			
Battery Lead Wire	R	60(15)	-	(23)	-	-	-	Yes	-	Yes	-	-	-	-
Boat Cable	R	(10)	(10)	(25)	-	-	-	(45)	-	-	-	-	-	-
Bus Drop Cable	R	60(15)	(8)	600	(32)	-	-	(45)	-	-	-	-	-	-
Electric Vehicle Cable	R	60 - 105	60	300, 600	Yes	Yes	-	Yes	-	-	-	-	-	-
Festoon Cable	R	60(15)	-	600	(32)	-	-	(45)	-	-	-	-	-	-
Flexible Motor Supply Cable	R	90	-	1000 or 2000	-	(35)	Yes	(45)	(47)	(50)	-	-	-	(57,58)
Flexible Stage and Lighting Power Cable: Types SC, SCE, SCT	R	60(15)	-	600	(30)	(36)	-	Yes	-	-	-	-	-	-
Gas-Tube-Sign Cable: Type GTO	R	105(15)	-	(26)	-	Yes	-	-	-	-	-	Yes	-	(72)
Golf Course Sprinkler Wire	O	60	60	300	-	-	-	-	-	-	-	-	-	-
Heat-Resistant Wire: Types TGT, TGS, TMGT, KGS, KGT, TGGT, ITFL	O	(4)	-	300	-	-	-	-	-	-	-	-	-	(64)
Inductive-Loop Detector Lead-In Cable	R	60	60	600	(32)	-	-	(45)	-	-	-	-	-	-
Irrigation Cable	R	75	60	600	Yes	Yes	-	-	-	-	-	-	-	-
Irrigation-Machine Feeder, Control and Signal Cable	R	60, 75	60	300, 600	-	-	-	-	-	-	-	Yes	-	-
Low Voltage Battery Cable Classified in Accordance with SAE J1127	R	80, 125	-	60 Vdc, 25 Vac	-	-	-	-	-	-	-	-	-	-
Machine Tool Wires: Type MTW	R	90	60	600	-	(35)	(40)	Yes	Yes	Yes	-	-	-	(67)
Marina and Boatyard Cable	R	75	75	600	-	Yes	-	Yes	Yes	Yes	-	-	-	-
On-board cable	R	60(15)	60	300, 600(28)	-	(36)	-	Yes	Yes	(48)	-	-	-	-
Pendant Cable	O	60	-	300, 600	(32)	-	-	(45)	-	-	-	-	-	-
Photovoltaic Wire	R	90 - 150	90	600 - 2000	Yes	Yes	-	-	-	-	(50)	-	-	-
Portable Power Cables: Types W, G, G-GC, PPE	R	75	(8)	2000	(33)	(35)	-	Yes	-	-	-	-	-	-
Recreational Vehicle Cable (Low Voltage)	R	(4)	(8)	(22)	-	-	-	-	-	-	-	-	-	-
RF Coaxial Cable	R	60	-	(22)	-	-	-	-	-	-	-	-	-	(60)
Satellite Antenna Cable	R	(4)	-	(25)	-	(35)	-	-	-	-	(50)	-	-	(60, 65)
Shipboard Cable, Marine	R	(4)	60	(25)	-	-	-	Yes	-	-	-	-	-	-
Shipboard Cable, Marine Classified in Accordance with International Specifications	R	(4)	60	(25)	-	-	-	Yes	-	-	-	-	-	-
Slotted Coaxial Cable	R	60	-	(22)	-	-	-	-	-	-	-	-	-	-
Submersible Pump Cable Using TPE Insulation	R	(4)	60	600	-	-	-	-	-	-	-	-	Yes	-
Telecommunication Central Office Power, Battery, and Distribution Cables	R	75, 90, 105	60, 75, 90	600, 1 kV, 2 kV	-	(35)	(40)	-	-	-	-	-	-	-
Telephone Drop Wire	R	60	60	300	Yes	Yes	-	-	-	-	-	-	-	(60)
Traffic Signal Cable	O	-	-	(25)	Yes	Yes	-	-	-	-	-	-	-	(69)
Trailing Cable Classified in Accordance with DIN Publication DIN VDE 0250 Part 813	P	-	-	0.6/1 kV - 20/35 kV	Yes	-	-	-	-	-	-	-	-	-
Undercarpet Digital Communications Cable	R	60	-	(22)	-	-	-	-	-	-	-	-	-	(66)
Underground Low Energy Circuit Cable	O	60	60	30, 150	-	(35)	-	-	-	-	Yes	-	-	-
Vault Lacing Cable	O	60	-	150	-	-	-	-	-	-	-	-	-	-
Welding Cable	R	60(11)	(11)	100 or 600	Yes	-	(41)	(45)	-	-	-	-	-	-
Wind Turbine Tray Cable	R	90	(18)	1000	-	(35)	Yes	(45)	(47)	-	-	-	-	(57)

EXPLANATIONS AND NOTES FOR MARKING TABLES

The column headings of Tables 1, 2 and 3 identify:

WIRE AND CABLE CATEGORY/TYPE

Lists each wire, cable and flexible cord category as it appears in the UL White Book and UL's Online Certifications Directory. Generally, the category, type or both are on the product.

NEC[®] ARTICLE

Indicates the primary NEC[®] Article that references the category/type. The NEC[®] article is typically not marked on the product.

UL CATEGORY CODE

Products are Listed or Classified by UL under an appropriate product category. A four-letter category code is the UL product category code designation. Each UL product category code provides a direct link to the Guide Information for the product category. The Guide Information includes the scope of the products covered, information relating to limitations or special conditions applying to the product, the requirements used for the investigation of the products, installation and use information, and information on product markings and the UL Mark to be used on the product. Guide Information is available in the UL White Book and UL's Online Certifications Directory at www.ul.com/database. This category code is not marked on the product.

UL MARK ON PRODUCT

Indicates whether the UL Mark ("UL" in a circle or parentheses) is required (R), optional (O) or prohibited (P) on the product. See the section titled "UL Listing Mark."

TEMPERATURE (°C) DRY AND TEMPERATURE (°C) WET

These two columns indicate temperature rating for the wire and cable when used in dry locations or when exposed to water or moisture such as in wet and damp locations. Numbers in parentheses indicate the following:

- (1) Wire evaluated for use at 90°C dry and wet is marked with the suffix "-2" after the Type designation.
- (2) Cable is to be used at the ampacity for 60°C conductors in accordance with NEC[®], Table 310.15(B)(16).

- (3) Cords evaluated for water resistance have a "W" in the Type designation, i.e. Type SJTW. The terms "water resistant" or "water resistant 60°C" may also be marked in addition to the "W" designation.
- (4) The wire or cable has been investigated for the temperature rating marked on the product, tag, reel or smallest unit container.
- (5) Types MV-90 and MV-105 are evaluated for use in wet or dry locations at 90°C and 105°C, respectively. Type MV- 90 DRY is only evaluated for use in dry locations at 90°C.
- (6) Cable evaluated for wet-location use is marked "WET-LOCATIONS CABLE" or "WET-LOCS CABLE." Cable containing conductors evaluated for wet-location use may be marked, but such marking is not required.
- (7) 250°C for special applications in locations where environmental conditions require operation at above 90°C temperature. Temperatures of fittings are limited to 85°C in dry locations and 60°C in wet locations.
- (8) Wire or cable evaluated for wet-location use is marked "60°C WET" or "75°C WET."
- (9) Temperature rating may be indicated on the product by colored marker threads located under either the insulation or separator as in the following table:

Table	Rating (°C)	Color
RFH-2, FFH-2	75	Green
TFN, TFFN RFHH-2, RFHH-3	90	Red
XF, XFF, SFF-1, SFF-2, PFF, PGFF, PAFF, PTF, ZF, ZFF	150	Orange
SF-1, SF-2, PF, PGF, ZHF, KF-1, KF-2, KFF-1, KFF-2	200	Black
PAF, PTF	250	Two black

- (10) The cable is marked with one of the following temperature ratings or codes; when no code is indicated, the product is marked with the rating.

Rating	Code
60°C dry 60°C wet	BC-1W1
75°C dry 60°C wet	BC-2W1
75°C dry 75°C wet	BC-2W2
80°C dry 60°C wet	BC-3W1
80°C dry 75°C wet	BC-3W2
90°C dry 60°C wet	BC-4W1
90°C dry 75°C wet	BC-4W2
105°C dry 60°C wet	BC-5W1
105°C dry 75°C wet	BC-5W2
105°C (dry only)	-
125°C (dry only)	-
200°C (dry only)	-

- (11) Welding cable rated 600V is investigated for use in 75°C dry or wet locations.
- (12) 90°C dry and damp location. 150°C dry locations for special applications in locations where environmental conditions require maximum conductor operating temperatures above 90°C.
- (13) 200°C in dry locations for special applications.
- (14) The temperature rating of the cable is the rating marked on the cable or implied by the conductor type in the cable.
- (15) Indicates minimum temperature rating. Suitable for use at higher temperatures if marked on the cable or cord. The higher temperatures (above 60°C) only apply to dry applications.
- (16) . Note relocated to (29)
- (17) Cable evaluated for wet location use is marked "wet" or "wet location."
- (18) Cable evaluated for wet location use is marked "90C Wet or Dry".
- (19) Note not used.

VOLTAGE (V)

Indicates voltage rating. If the rating is not marked on the product, the wire or cable has been evaluated for the rating entered in the table. If marked higher than the rating in the table, it is rated as marked. Notes in the tables indicate the following:

(20) The voltage rating (kV) is one of the following, as marked: 2.4, 5, 8, 15, 25, 28 or 35.

(21) 600V or 2kV. Type MC cable containing Type MV conductors has the voltage rating of the conductors. Type MV cable in Type MC cable armor is surface or tape marked "Type MV Type MC" and it has a Type MV cable Listing Mark.

(22) Type designation indicates suitability for use in accordance with the appropriate NEC® Article, with respect to voltage and power limitations.

(23) The voltage rating (dc) is one of the following, as marked: 30, 48, 60, 90 or 150

(24) Rating is indicated by number in the Type designations as follows:

Suffix	Rating (V)
-1	300
-2	600

(25) The wire or cable may be evaluated for various voltage ratings. The rating is marked on the product, a tag attached to the reel or smallest unit container.

(26) Voltage rating is indicated on the product by a suffix after the Type designation as follows:

Suffix	Rating (kV)
-5	5
-10	10
-15	15

(27) Some Mineral-Insulated cable may be rated 300V for use in Class 1 remote control and signaling circuits not exceeding 300V.

(28) Rated ac or dc

(29) May be rated 600 volts when employing 45-mil insulation.

OUTDOOR USE

“Yes” indicates that the wire or cable has been evaluated for direct exposure to outdoor conditions. Generally, there is no marking indicating outdoor use coverage. Notes in the tables indicate the following:

(30) A product evaluated for outdoor use has a “W” in its Type designation, e.g. “SJTW.” For a cord evaluated and marked for recreational vehicle or mobile home use, outdoor use always applies and the marking “W” is optional.

(31) Type UF and UF-B cables evaluated for installation above-ground are marked “SUNLIGHT RESISTANT.”

(32) Cable evaluated for outdoor use is marked "outdoor" or "outdoor use".

(33) Cable evaluated for outdoor use is marked “SUNLIGHT RESISTANT” or “SUN. RES.” plus “60°C WET”, “75°C WET”, or “90°C WET”.

(34) Type CMX cable marked “Outdoor” is suitable for installation outdoors on dwellings.

SUNLIGHT RESISTANCE

“Yes” indicates that the outer nonmetallic covering of the product has been evaluated for direct exposure to ultraviolet (UV) radiation from the sun. This coverage is not generally marked on the product. Cables with an overall metallic covering are always considered suitable for exposure to sunlight. The use limitations and associated markings are specified in the tables by the following:

(35) A product evaluated for sunlight resistance is marked “SUNLIGHT RESISTANT”, “SUN. RES.” or “SR.”

(36) A product evaluated for sunlight resistance is marked "SUNLIGHT RESISTANT", "SUN. RES.", or "W."

(37), (38), (39) Notes not used.

CABLE TRAY USE

"Yes" indicates that the cable has been evaluated for use in cable trays in accordance with NEC® Articles 310, 318 and other applicable Articles. Generally, this coverage is not marked on the product. Notes in the tables indicate the following:

(40) When evaluated for use in cable trays, the product is marked "for cable tray use," "for CT use" or "for use incable trays."

(41) For trays dedicated to welding cable only, per NEC® section 630.42. May be marked on the product.

(42), (43), (44) Notes not used.

OIL RESISTANCE

"Yes" indicates that the product has been investigated for use in locations exposed to oil at a temperature of 60°C or less. Generally, this coverage is not marked on the product. If the product has been investigated for oil resistance at higher than 60°C temperatures, it is rated as marked.

(45) A product evaluated for 60°C oil resistance is marked "OIL RESISTANT I", "OIL RES I", "OIL RESISTANT", or "PRI." A product evaluated for 75°C oil resistance is marked "OIL RESISTANT II", "OIL RES II", or "PRII."

GASOLINE RESISTANCE

"Yes" indicates that the product has been evaluated for use in locations exposed to liquid gasoline, gasoline vapors and vapors from similar light petroleum solvents. Generally, this coverage is not marked on the product. Notes in the tables indicate the following:

(46) A product evaluated for 60°C oil resistance and for gasoline resistance is marked "GASOLINE AND OIL RESISTANT I", or "GR1." Similarly, for 75°C oil and for gasoline resistance, the product is marked "GASOLINE AND OIL RESISTANT II" or "GR2."

(47) When evaluated for gasoline resistance only, the insulated conductors are marked "GASOLINE RESISTANT." If this marking appears on the outer covering of the cable, "GASOLINE RESISTANT" is followed by "CDRS", "CONDS" or "CONDUCTORS."

(48) A product marked with the suffix “G” has been evaluated for gasoline resistance.

(49) Note not used.

DIRECT BURIAL

“Yes” indicates that the wire or cable has been evaluated for direct burial in the earth. Generally not marked on the product. Notes in the tables indicate the following:

(50) When evaluated for direct burial use, the product is marked “FOR DIRECT BURIAL,” “DIRECT BURIAL,” “DIR BUR” or “DIR BURIAL.”

SUBMERSIBLE PUMP USE

“Yes” indicates that the wire or cable has been evaluated for use in wiring of pumps and/or submersible pumps. Product name identifies the use. Notes in the tables indicate the following:

(51) When evaluated, the product is marked “PUMP CABLE” or “SUBMERSIBLE PUMP CABLE.”

(52), (53), (54) Notes not used.

OTHER

Uses, exposures, and constructional features not otherwise covered in the tables are referenced in this column through the following notes. If not otherwise specified, the product has not been evaluated for any other condition unless marked on the product.

(55) Nickel or nickel-based alloy may be used with the product. Marking not required.

(56) Product is marked with the ampacity: “____ amp” or “____ A.”

(57) Optical Fibers. When these are present, the product is marked “Contains optical-fiber member(s)” or “OF” after the wire or cable Type designation.

(58) Gas/Vapor Blocked. When evaluated for gas/vapor blocking, the product is marked with “Gas/Vapor Blocked,” the minimum length required to attain the blocking, and the designation of the hazardous location for which the wire or cable is intended, such as “Class _____, Group _____.”

(59) The overall jacket on Types ITC, TC and PLTC is a “gas/vapor tight continuous sheath” as discussed in Sections 501.15(D) and 501.15(E) of the NEC®.

(60) Copper-clad steel conductor may be used with product. . Copper clad aluminum may be used as the center conductor in a coaxial construction.
Marking not required.

(61) Each pair of thermocouple-extension wires is marked with the nominal AWG size and one of three designations —“THCPLEXTN,” “For thermocouple-extension use only” or “Thermocouple-

extension wire only,” — plus an identification(s) from either of the following columns for the combination(s) of thermocouple-extension conductor metals used:

Type	Designation Combination of Metals
JX	Iron/Constantan
KX	Chromel/Alumel
TX	Copper/Constantan
EX	Chromel/Constantan
SX, RX	Copper/Alloy
BX	Copper/Copper
NX	Nickel-Chromium-Silicon/Nickel-Silicon-Magnesium
GX	Tungsten/Tungsten-26% Rhenium
CX	Tungsten-5% Rhenium/Tungsten-25% Rhenium
DX	Tungsten-3% Rhenium/Tungsten-25% Rhenium

Only cables containing thermocouple-extension wire may have the markings on the cable instead of having each pair marked.

(62) Recreational Vehicle or Mobile Home Use. When evaluated for this use, the product is marked “For Mobile Home or Recreational Vehicle Use: _____ Amperes.”

(63) Low Leakage Current Rating. When evaluated for use as low leakage-current cord in a cord set or power-supply cord for earth-grounded, direct-patient, contact medical and dental equipment, the cable is marked “Max leakage/10 ft. at _____ V: _____ μ A to green and _____ μ A thru jacket.”

(64) Various conductor materials may be used. The metal type is marked on the tag attached to the reel or smallest unit container.

(65) Insulated conductors evaluated for a 600V rating are marked “Power Leg” on the insulation surface.

(66) Conductive Thermoplastic Shield or Jacket. Jacket or thermoplastic shield is conductive when the product is marked “Conductive PVC shield” or “Black material is conductive.”

(67) Flexing and Constant-Flexing Services. When evaluated for flexing services, the product is marked “Flexing” or “Class K.” When evaluated for constant-flexing services, the product is marked “Constant flexing,” “Class M” or “Class K.”

(68) Listed cables that are additionally marked “Verified UL Category 2, 3, 4, 5, 5E, 6 or 6A” comply with the UL Data Transmission Performance Category Marking Program. “CAT” may be substituted for “Category.” Listed cables that are additionally marked “Verified in Accordance With (Specification: Name and/or number)” comply with the requirements of a referenced transmission performance specification. For example, “Verified (UL) Category 6 or 7 NEMA WC-66.” Effective January 31, 2012, Categories 2 and 4 will no longer be eligible for Verification. Effective January 31, 2012, cables will be evaluated in accordance with ANSI/TIA-568C.2, “Balanced Twisted-Pair Telecommunications Cabling and Components Standards and Category 5 cables cannot reference the ANSI/TIA-568C.2 Standard. Category 5 cables intended to bear a UL Verification Mark (label) and Verification surface markings can only be Verified under the “UL

Performance Category Program". Any surface print reference to TIA/EIA-568B or ANSI/TIA-568C.2 is prohibited.

(69) Classified in accordance with International Municipal Signal Association, Inc. (IMSA) specifications. Intended for use in underground conduit or as an aerial cable only. Not evaluated for use as a substitute for cables or wiring systems covered in the NEC®.

(70) "OO" indicates oil resistant insulation and jacket. "O" indicates oil resistant jacket only.

(71) Cable suitable for use as described in NEC® Sections 336.10(7), 725.154(D)(1), or 727.4(5) is surface marked with the suffix "- ER" (formerly "Open Wiring") directly following the Type letters.

(72) Cables marked "Integral Sleeve" have been evaluated for equivalence to a GTO cable with a sleeve installed over it as required in some electric signs.

(73) MI Cables with outer nonmetallic jackets are:

- (1) not suitable for use in ducts, plenums, or other spaces used for environmental air and are so marked.
- (2) marked "not suitable for use on or in buildings" if they have not been investigated for flame retardance. Such cables are sunlight resistant.
- (3) marked for cable tray use if they comply with the applicable flame test. These cables may be marked for sunlight resistance if applicable.

(74) Note not used.

(75) Plenum cables (those with a "P" as the last letter) may also be Listed as "Limited Combustible Cable." All marking requirements apply.

APPENDIX A

WIRE, CABLE AND CORD DESIGNATIONS

In general, the letter designations assigned to wire, flexible cord and cable in the NEC[®], for identification purposes, are established according to a coding system that provides information on intended use, insulation type and insulation temperature rating. This coding system, to which there are exceptions, does not cover all NEC[®] designations. The coding system is as follows:

CONDUCTORS FOR GENERAL WIRING NEC[®] Article 310, Table 310.104(A)

B	Braid
FEP	Fluorinated ethylene propylene insulation
H	75°C (Note: Lack of "H" indicates 60°C)
HH	90°C
N	Nylon jacket
PFA	Perfluoroalkoxy insulation
R	Thermoset insulation
S	Silicone (Thermoset) insulation
T	As first letter - Thermoplastic insulation
TFE	Polytetrafluoroethylene
U	Underground use
W	Moisture resistant
X	Cross-linked polymer insulation
Z	Modified ethylene tetrafluoroethylene insulation

Examples: RHW –Thermoset Insulation, 75°C, Moisture resistant
THHN –Thermoplastic Insulation, 90°C dry, nylon jacket

FLEXIBLE CORD AND CABLE NEC[®] Article 400, Table 400.4

E	As first letter — Elevator cable
E	After first letter — Thermoplastic elastomer insulation and jacket
EV	Electric Vehicle Cable
H	Heater cord
NI	"Non-Integral," used for parallel cords such as Type NISPT-1 to denote insulated conductors and jacket are separate
O	Oil resistant. Single "O" means jacket only is oil resistant; double "O" means jacket and conductor insulation are oil resistant
P	Parallel conductor cord
S	Extra hard usage Flexible Cord
SJ	Hard usage Flexible Cord
SV	Not hard usage Flexible Cord
T	As the first letter — Tinsel cord. Single flattened 27 AWG conductor wound around insulating core, for very low current, highly flexible application
T	After the first letter — Thermoplastic insulation and jacket

-1, -2, -3	Insulation thickness for parallel cords, thinnest to thickest. Actual insulation thickness varies with cord type and AWG size
XTW	Parallel cord for decorative lighting strings
CXTW	Twisted pair cord or single conductor for decorative lighting strings
W	As the Last letter — Moisture and sunlight resistant
W	As the only letter — Portable Power Cable
Examples:	SJTO—Hard usage, thermoplastic, oil resistant jacket SPT-2—Parallel Cord, thermoplastic

Fixture Wire
NEC® Article 402, Table 402.3

F	Fixture wire, standard stranding
FF	Fixture wire, flexible stranding
G	Glass braid
H	75°C insulation
HH	90°C insulation
K	Aromatic polyimide tape insulation
N	Nylon jacket
P	Fluorinated ethylene propylene insulation
R	Thermoset insulation
S	Silicone (Thermoset) insulation
T	Thermoplastic insulation
X	Cross-linked synthetic polymer insulation
Z	Modified tetrafluoroethylene insulation
-1, 2, 3	Insulation thickness, thinnest to thickest for some types. Actual insulation thickness varies, with insulation types and AWG size.
Examples:	SF-1—Silicone rubber fixture wire TFF—Thermoplastic, flexible stranded fixture wire